



## MASTER BOOKLET

# II. WORD



### Key Objectives

- Understanding the origin and purpose of God's Bible
- Understanding who the Word is
- Identifying obstacles to accepting the Word of God
- Understanding our response options to the Word of God
- Making the Word of God the standard for our lives

### Omission

Not grasping the place of God's Word in our spiritual walk makes studying the Word meaningless and powerless.

#### Legend Keys:



- Read scripture



- Heart question



- Draw



- Memory verse



- Greek word



- Hebrew word



- Group practice



- Watch YouTube



- Key scripture



- Group discussion



- Prayer point

#### Course Fee: At no Cost or for a Donation


Most of all, we want to spread the gospel, and support equipping disciples worldwide.

Please make a donation if you can afford it, or become part of our mission by giving a regular donation?

We don't use the funding to cover overheads, but we sponsor gospel trainers in Rwanda, DRC, India and elsewhere. The more you donate, the more workers we can sponsor in God's kingdom. [www.JesusDust.org](http://www.JesusDust.org)



## TABLE OF CONTENTS

BEST APPROACH	3
Reflection	3
 BUILDING ON THE ROCK	4
• Visualize House on the Rock	4
Video Example – House on the Rock	7
Chat – Into Practice	7
📺 YouTube - Matt 7:24-27 Chat	7
JESUS IS THE WORD	8
• Visualize Word of Life	8
Judgement	10
MY JOURNEY	11
QUALITIES OF THE WORD	12
• Visualize Word Qualities	12
Divine Authority - God-breathed	13
📺 YouTube -	13
Usefulness of the Word (2 Timothy 3:16-17)	15
Holy Spirit and Perseverance	16
📺 YouTube - Ignorance and Instability Distorts God's Word	16
• Visualize Persevere in Knowledge	16
Accountability, Judgement & Healing	19
• Visualize Judgement and Healing	19
Balance	21
• Visualize Life and Doctrine	21
OBSTACLES TO GOD'S WORD	23
Four Obstacles	23
• Visualize Obstacles to God's Word	23
Obstacle 1: Religiosity vs God's will	23
Obstacle 2: Traditions vs God's will	24
Obstacle 3: Feelings vs God's will	25
Obstacle 4: Distortion vs God's will	26
RESPONSES	28
Bereans Qualities	28
• Visualize Noble Character	28
Three Responses	30



Responses: Fight	30
Responses: Flight	31
Responses: Humility	33
INTO PRACTICE – WEEKLY ACCOUNTABILITY	34
ACHIEVING THE KEY OBJECTIVES	34
CALL TO ACTION	34
MEMORY VERSE	35
NEXT	35
A FINAL WORD	37

## BEST APPROACH

How to get the most out of this booklet.

Before we begin, it is important to emphasize that gaining scriptural knowledge in itself, though important, is not enough to change character. Putting biblical knowledge into practice is the key that teaches truth and the power of God, which in turn changes hearts and lives. (John 8:31-32). The study is structured in a way that you will write out the scriptures yourselves for the purposes of deeper reflection.



Here are some key points on how to get the most out of the booklet:



Steyn van Wyk  
Ordinary disciple

- **Mentorship Study Approach** - This was developed as a mentorship study approach. Please contact us if you struggle to find a mentor that is equipped to support you on your journey with this series. We host many online sessions and are eager to support you on your journey.
- **Pray** - Always pray when you participate in this series so that you invite God through his Holy Spirit to open your mind and heart.
- **Read the Scriptures** - It is essential for you to use the Bible to read the scriptures before answering the questions (Rom 10:17).
- **Your Opinion doesn't count** - Always find the answer from the Bible, although you might think you know the answer. You are responsible for protecting yourself from false teachings and religious opinions, so take good care.
- **Scripture's Answer Count** - Complete all the answers in the booklet based on the actual Scripture. Usually, the answers are simple, but often the challenge is putting it into practice.
- **Be Vulnerable** - Be very honest with yourself, even if it hurts. The saying "no pain, no gain" is relevant in this context.
- **Memory Verse** - Always have a memory verse you are working on. This helps our minds to focus on God and his will.
- **Share** - Share your journey with a friend, and never be discouraged. God loves us, and his patients endure forever.

## Reflection

What did you learn in your last session and were able to put into practice?

---

With what did you struggle to put into practice?



What can you keep on doing or change to grow?  
Pray together about your transformation.

---

Are you getting out of this training project what you want? Why? Why not?

---

JesusDust is keen to receive your feedback from your sessions! [www.JesusDust.org](http://www.JesusDust.org)







## BUILDING ON THE ROCK

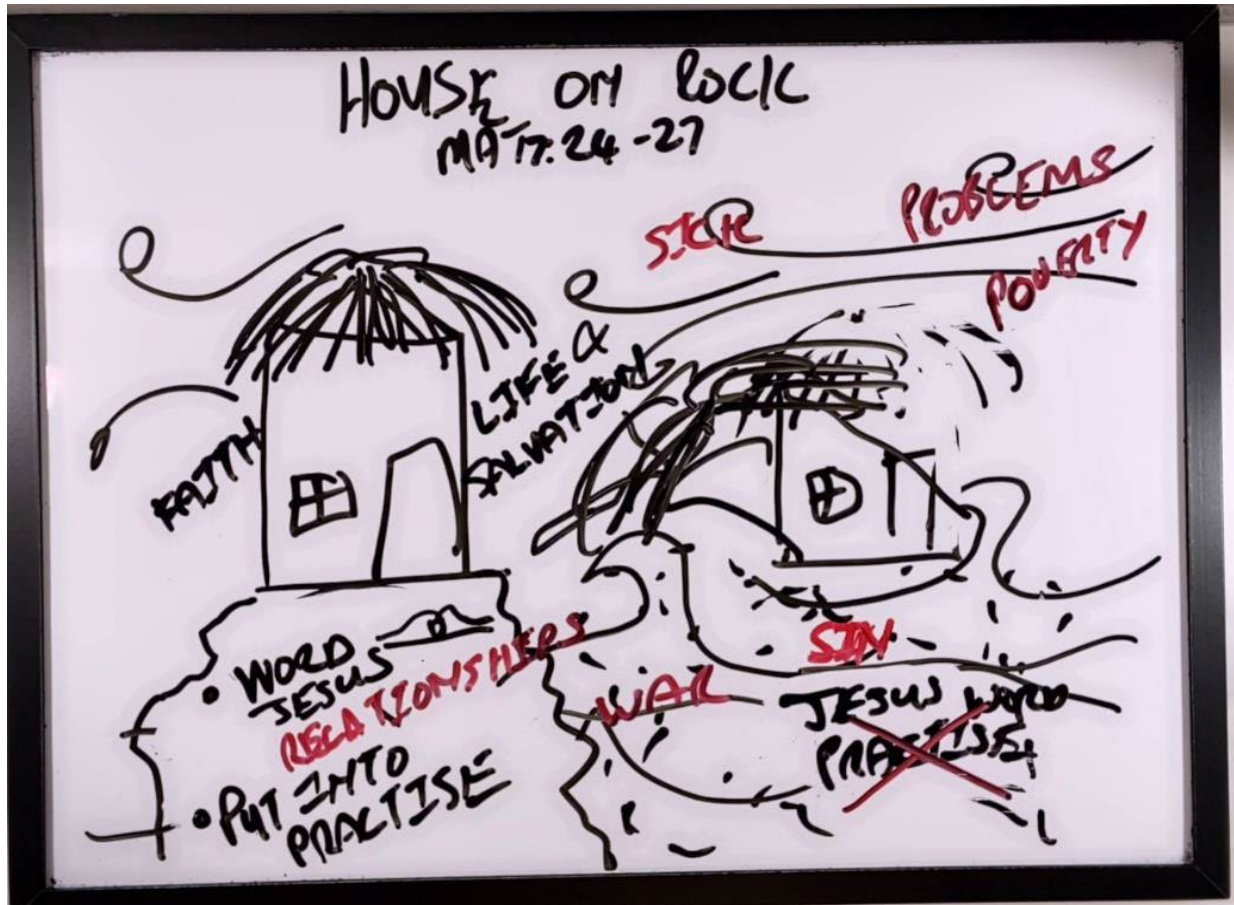
 **Mat 7:24-27** “Therefore everyone who hears these.....read all.

 **Visualize House on the Rock**

The table below provides the key for participating in making a drawing of this topic.

<u>Position on page</u>	Underline words indicate the position on the page of the text or drawing.
<b>“Wording”</b>	When in <b>Bold</b> , write the wording on the page location.
<b>Drawing</b>	For <b>Red text</b> , draw a concept on the page location.
 Scripture	For this symbol, write and read the scripture on the page location.
 Discuss	For this symbol, discuss the question from a section on the page related to this concept.
 Heart question	For this symbol, reflect on your obedience and practice of the scripture.
 Draw	For this symbol, make a drawing of the concept or refer to the sample drawing provided.

Use the drawing below as an example how to make your drawing. Be creative and feel free to experiment with other ideas. Keep it simple so that others that you teach may be able to imitate the drawing.



## Drawing Instructions:

Add the heading "MAT 7:24-27- HOUSE ON THE ROCK"

Draw **two houses**: one on a **rock** and the other on **sand**.

(Students will draw two houses, one on a solid foundation of rock, and the other on shifting sand.)

## QUESTIONS AND ANSWERS:

 **What does the house represent?**

 **What are the streams and winds?**

## Drawing Instructions:

Draw **wind and waves** coming in from the side to represent "Troubles of Life".  
(Students will draw wind and waves around the houses to symbolize life's trials.)

 **Who are guaranteed that there will be troubles and challenges of life?**

We are all promised trouble in life, both believers and unbelievers.



# WORD



 What is the meaning of "the great crash"?

---

 What does the house on the rock represent?


---

 What does the house on the sand represent? (See verse 26)

---

 Is the rock only Jesus? Is there anything more? (See verse 24)

---

 Drawing Instructions:

On the rock, add a Cross to represent Jesus and plus signs that represent "Putting into practice."

(Students will add a **cross** symbol on the rock to represent Jesus, and **plus signs** around it to symbolize actions taken in obedience.)

Heart questions:

♥ **Do you believe all Scripture is God-inspired?**

---

Reflect on how your view of Scripture impacts your daily life. Believing that all Scripture is inspired by God means valuing the Bible as authoritative and trustworthy for guidance and decision-making.

♥ **Are you willing to hear (read your Bible) and put it into practice (obey)?**

---

Consider your daily habits and commitment to living out what you learn in Scripture.

♥ **Are there areas in your life where you know what the Bible says, but you struggle to act on it? What specific practices can you commit to putting into action this week?**

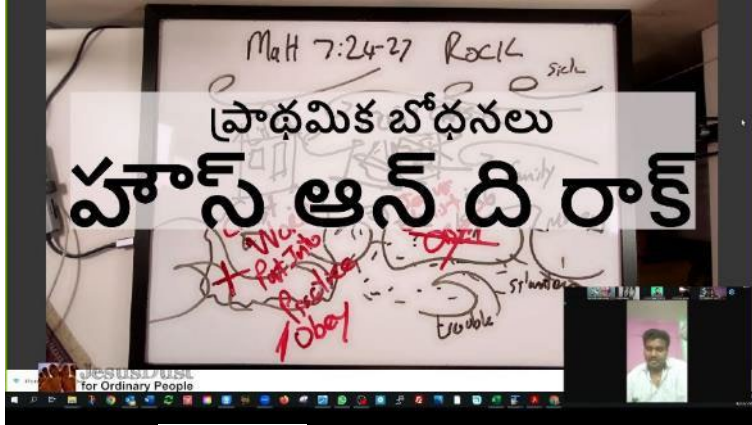
---

Set a personal goal to apply a particular teaching from Jesus in a practical way, whether it's loving your neighbour, forgiving someone, or trusting God in a difficult situation.



## Video Example – House on the Rock

Watch the video to understand “Into Practice”



YouTube rumble

English Training: <https://rumble.com/v374p2a-house-on-the-rock-matt-724-27.html>

English For Kids: <https://youtu.be/7vNLw14TknE>

Telugu Training: [https://www.jesUSDust.org/Word\\_Mat\\_7\\_24-27\\_The\\_Rock](https://www.jesUSDust.org/Word_Mat_7_24-27_The_Rock)

Hindi Training: [https://www.jesUSDust.org/Word\\_Mat\\_7\\_24-27\\_The\\_Rock](https://www.jesUSDust.org/Word_Mat_7_24-27_The_Rock)

## Chat – Into Practice

Watch the video to understand “Into Practice”


<https://www.jesUSDust.org/matt724mychat>



YouTube - Matt 7:24-27 Chat

## JESUS IS THE WORD

Visualize Word of Life



Drawing Instructions:

Write the heading for the lesson as "**Joh 12:47-48 - WORD OF LIFE**"  
 Draw a **large open book** with a **big cross** in the bottom center of the page.  
 On the left page, write "**Jesus Christ**," and on the right page, write "**Word**."

Read the following verses and answer the questions below:

**Joh 1:1-3** *In the beginning was the Word, and was.....read all.*

**1Jn 1:1-3** *What was from the beginning, what we have.....read all.*

# WORD



## QUESTIONS AND ANSWERS:

 **Who is the "Word of life"?**

---

 **Where can we find the "Word of life"?**

---

 **How was the creation made? (Hint: Genesis 1)**

---

 **Why were the disciples sure about Jesus's existence?**

---

 **Why is it important to learn who Jesus is?**

---

## HEART QUESTIONS:

 **Are you willing to follow somebody's teaching without knowing him?**

---

(This question encourages reflection on the importance of having a personal understanding of Jesus and not just following teachings blindly.)

 **How are you going to learn who Jesus is?**

---

(Possible answers include reading the Bible regularly, studying Jesus' life, praying for insight, and participating in Bible studies.)

 **Do you have your own Bible?**

---

(Encourage students to get a Bible if they don't have one, so they can engage personally with God's Word.)





## Judgement

 ***Joh 12:46-50 "If anyone hears My sayings and does...read all."***

 Visualize Word Judgement

To the left of the cross on the book write "**Word**", draw an "**X**" to represent "**Rejection**" and a **skull** to symbolize "**Condemnation**".

To the right of the cross, draw a "**✓**" to represent "**Acceptance**" and a **flame** to symbolize "**Eternal life**".

### QUESTIONS AND ANSWERS:

 **Why did Jesus come into the world?**

---

 **How important are Jesus' words?**

---

 **Would it be fair if we don't know how God is going to judge us?**

---

 **How is God going to judge us?**

---


 **How many words should we reject to be condemned by God?**

---

 **Do you know your Bible?**

---

(Reflect on whether you are familiar with the teachings of Jesus and how well you understand the Word.)

 **Are you attentive to "how" and "what" Jesus is saying? Why is this important?**

---

(Being attentive is crucial because Jesus' teachings guide us toward life and away from condemnation. It affects our daily decisions and spiritual growth.)

 **Are you willing to accept all the words of the Bible, even if it hurts?**

---

(Consider the cost of following Jesus and whether you are open to being challenged and changed by His Word.)





## MY JOURNEY

Over three decades ago, a man walked into my life, carrying a Bible in his hand. At that point, traditional church services didn't quite reach my heart. There were just too many issues within the church for me to take them seriously. Some of our pastors were living immoral lives, with some struggling with drinking problems, and others involved in disturbing activities. What's more, there was this awful segregation where black people were not allowed to attend the white Sunday services.

Before this encounter, I had been on a quest to find the true meaning of life. I explored it through intellectual conversations, dabbled in politics, and even delved into various religious beliefs. I indulged myself in worldly pleasures, seeking escape from reality through fun, drinking, and the pursuit of wealth. However, none of these pursuits seemed to satisfy the deep yearnings within me.

But everything changed when I found myself standing in front of God's Word, as if I were gazing into a mirror. It was a moment of profound transformation. As I stared at my reflection in that metaphorical mirror, I saw a shattered image of myself, utterly exposed before the all-powerful God.

I invite you to delve deeper into my journey and the valuable life lessons I've learned in the booklet below.

[https://drive.google.com/open?id=1VyBTKiONGM3hYnJZjbx76-qM6b\\_71cVZ&usp=drive\\_fs](https://drive.google.com/open?id=1VyBTKiONGM3hYnJZjbx76-qM6b_71cVZ&usp=drive_fs)

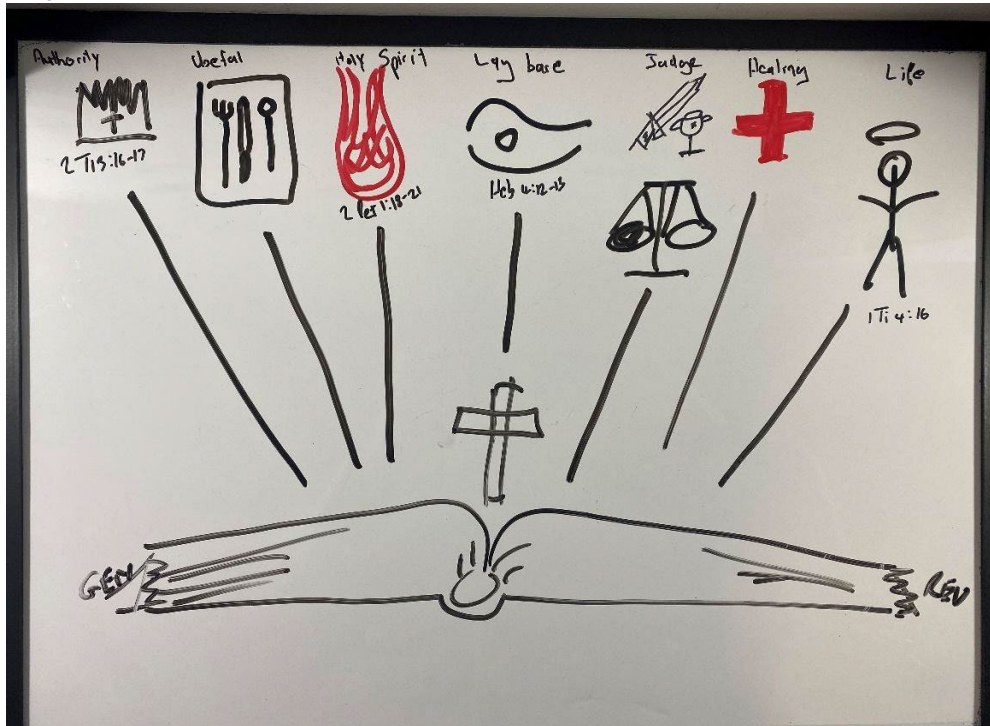


## QUALITIES OF THE WORD

### Visualize Word Qualities

Add a heading on the page as "QUALITIES OF THE WORD"

## QUALITIES OF THE WORD



### Drawing Instructions:

Draw a **book** (Word) on bottom with a **cross** in the middle of the Word.  
On the left of the book write "**Genesis**" and on the right "**Revelation**."

Draw the qualities of the Word of God from left to right as:

- **Crown** is based on 2Ti 3:16-17 and represents "**Authority of the Word**" in section Divine Authority - God-breathed on Page 13.
- **Eating utensils** is based on 2Ti 3:16-17 "**Usefulness**" in section Usefulness of the Word (2 Timothy 3:16-17) on Page 15.

**Flame** is based on 2Pe 1:18-21 and represents "**Holy Spirit**" in section

- Holy Spirit and Perseverance on Page 16.

**Eye** is based on Heb 4:12-13 and represents "**Transparency**" in section

- Accountability, Judgement & Healing on Page 19.
- **Scale** is based on Heb 4:12-13 and represents "**Judgement**" in section Visualize Judgement and Healing

**Double edge sword** is based on Heb 4:12-13 and represents "**Discernment and Punishment**" in section

- Accountability, Judgement & Healing on Page 19

**Cup** is based on Heb 4:12-13 and represents "Reward" in section

- Accountability, Judgement & Healing on Page 19.

**Red cross** is based on Heb 4:12-13 and represents "Healing" in section

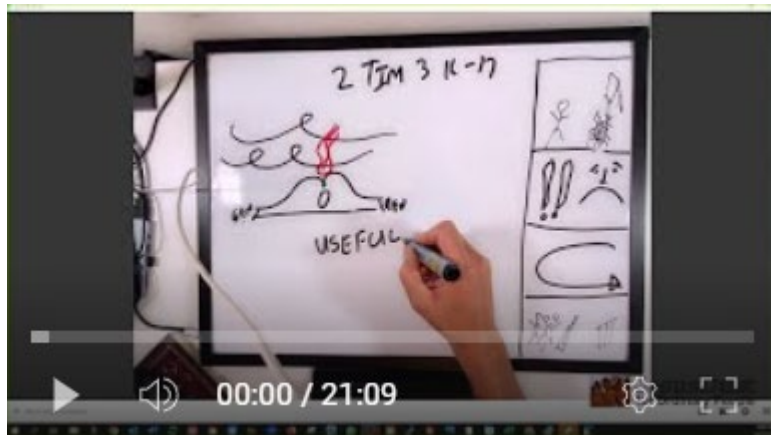
- Accountability, Judgement & Healing on Page 19.

**Man with halo** is based on 1Ti 4:16 and represents "Life and Doctrine" in section Visualize Life and Doctrine on Page 21.

## Divine Authority - God-breathed




**2Ti 3:16-17 All Scripture is God-breathed and is.....read all.**



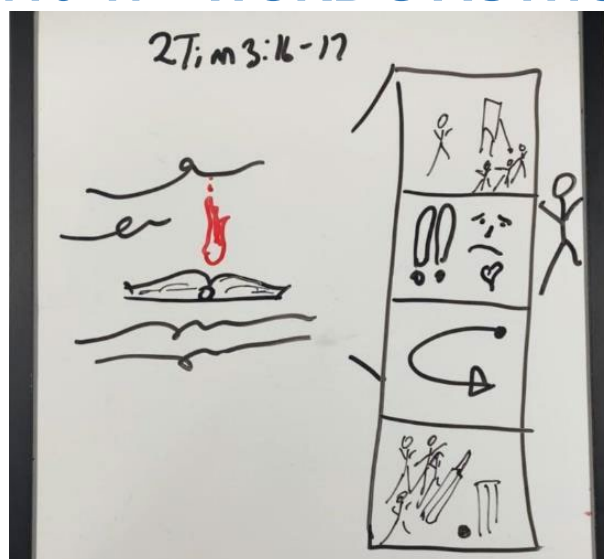
 YouTube -

[https://www.jesusdust.org/word\\_2Ti\\_3\\_16-17\\_Conversation](https://www.jesusdust.org/word_2Ti_3_16-17_Conversation)

 Create a heading for your drawing:

Add a heading on the page as "2TI 3:16-17 - WORD'S AUTHORITY"

## 2TI 3:16-17 - WORD'S AUTHORITY





# WORD



## Drawing Instructions:

From left to right, draw a sequence of images:

- A **book** to represent God's Word "**Scripture**".
- To the right of the book, draw **wind** to represent "**God's breathed**" or the "by inspiration of God."
- Next, draw **four vertical cells** to symbolize the practical usefulness of the Scriptures.

On the far right, draw **yourself** to represent your availability and readiness to do "**Good work.**"

## QUESTIONS AND ANSWERS:



**What are "all Scriptures"?**



**Are there any beyond Genesis to Rev? (see Rev 21:18-19)**



**Where do the Scriptures come from?**



**Do you believe that all Scriptures are God-breathed? What is the implication of this?**



**Are you willing to make "all the Scriptures" the standard for your life?**



**What do you think will happen if you do this?**



**Do you view the Bible as the authoritative guide for your life, or just as a collection of teachings?**

(Reflect on whether the Bible is seen as a divine authority or just a helpful resource.)



**How can you allow God's Word to shape your daily decisions and actions?**

(Think about specific areas in your life where biblical principles can be applied.)



## The usefulness of the Word (2 Timothy 3:16-17)

### Drawing Instructions:

#### Drawing Instructions:

In each of the four vertical cells, add the following drawings to represent the practical applications of the Word:


- First cell: Draw a **teacher, students, and a whiteboard** to symbolize teaching.
- Second cell down: Draw an **angry face** to represent rebuking or confronting someone when necessary.
- Third cell down: Draw a **hooked arrow** to symbolize correcting someone who is going astray.

Fourth cell down: Draw a **cricket team** to represent training in righteousness, as it involves practice, discipline, and teamwork.


### QUESTIONS AND ANSWERS:

 **What does "useful" imply?**


---

 **Who should be fully equipped?**

---

 **What should the Scriptures be used for?**

---

 **Give some examples of how this could be practised:**

---

- Teaching: Leading a Bible study group or sharing biblical principles with friends.
- Rebuking: Confronting a fellow believer who is living in sin, in a spirit of love and truth.
- Correcting: Helping someone understand where they may have misunderstood Scripture or strayed from its teachings.
- Training in righteousness: Encouraging habits such as regular prayer, scripture memorization, and serving others.

 What is the "good work"?

♥ Describe how you will allow each "useful" item in your life:



(Think about specific ways you can apply teaching, rebuking, correcting, and training in your own life. Reflect on opportunities to teach others, confront sin, offer correction, and engage in spiritual disciplines.)

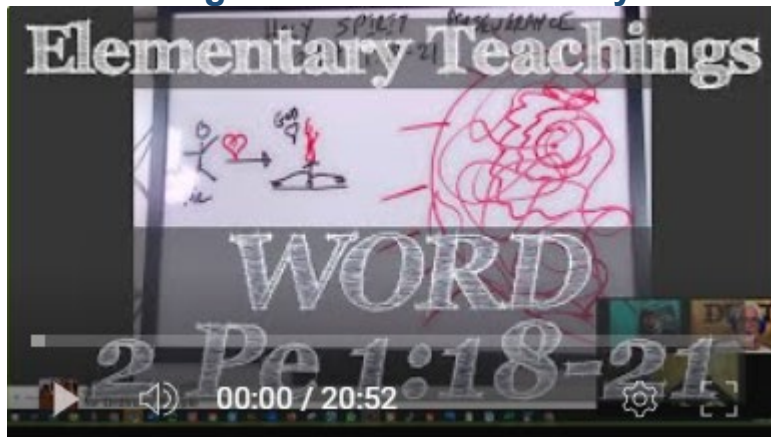
♥ Are you prepared to both receive and give rebuke or correction when necessary? Why or why not?

(Reflect on your willingness to embrace all aspects of biblical teaching, even the challenging ones.)

## Holy Spirit and Perseverance

 **2Pe 1:16-21** We ourselves heard this voice that came..... read all.

 YouTube - Ignorance and Instability Distorts God's Word




[https://www.jesUSDust.org/word\\_2Pe\\_1\\_18-21\\_conversation](https://www.jesUSDust.org/word_2Pe_1_18-21_conversation)

## Visualize Persevere in Knowledge

Add a heading on the page as "2Pe 1:18-21 - HOLY SPIRIT & PERSEVERANCE"

## 2PE 1:18-21 - HOLY SPIRIT & PERSEVERANCE



### Drawing Instructions:

From left to right, draw the following:

- A **small person** to represent your limited understanding.
- In the middle of the page, draw the **Word** (Scripture) with a **flame** on top to symbolize the Holy Spirit's illumination.

To the right, draw a **small red dot** (representing lack of knowledge), with an arrow pointing to a **large morning star** on the far right (signifying growth in knowledge and wisdom, moving towards enlightenment).

### QUESTIONS AND ANSWERS:



**What experience did the disciples have with Jesus?**

---

Reflect on Peter's experience of hearing God's voice affirming Jesus (Mat 17:1-13).



**What do the prophets and Jesus on the mountain represent?**

---

Discuss the significance of the Law (Moses), the Prophets (Elijah), and Jesus as the fulfilment of God's Word.



**What is the meaning of the "light in a dark place"? What is the dark place, and what is the light?**

---

Dark place: Represents ignorance, doubt, or spiritual darkness.

Light: The truth and clarity brought by Scripture illuminated by the Holy Spirit.



## Where do the Scriptures come from?

---

Highlight that Scriptures are not from human interpretation but inspired by the Holy Spirit (2 Peter 1:20-21).



## Do you understand everything in the Scriptures?

---

Reflect on the humility needed to admit gaps in understanding.



## What does God want you to do if you are unsure or don't understand the Scriptures?

---

Persevere in study, pray for the Holy Spirit's guidance, and seek wisdom.

### HEART QUESTIONS:



**Are you committed to persevering in your study of God's Word, even when it's challenging?**

---

(Reflect on the importance of consistent Bible study and relying on the Holy Spirit for understanding.)



**How can you actively seek the Holy Spirit's guidance in your journey toward spiritual growth?**

---

(Think about incorporating practices such as prayer, meditation on Scripture, and asking God for wisdom.)

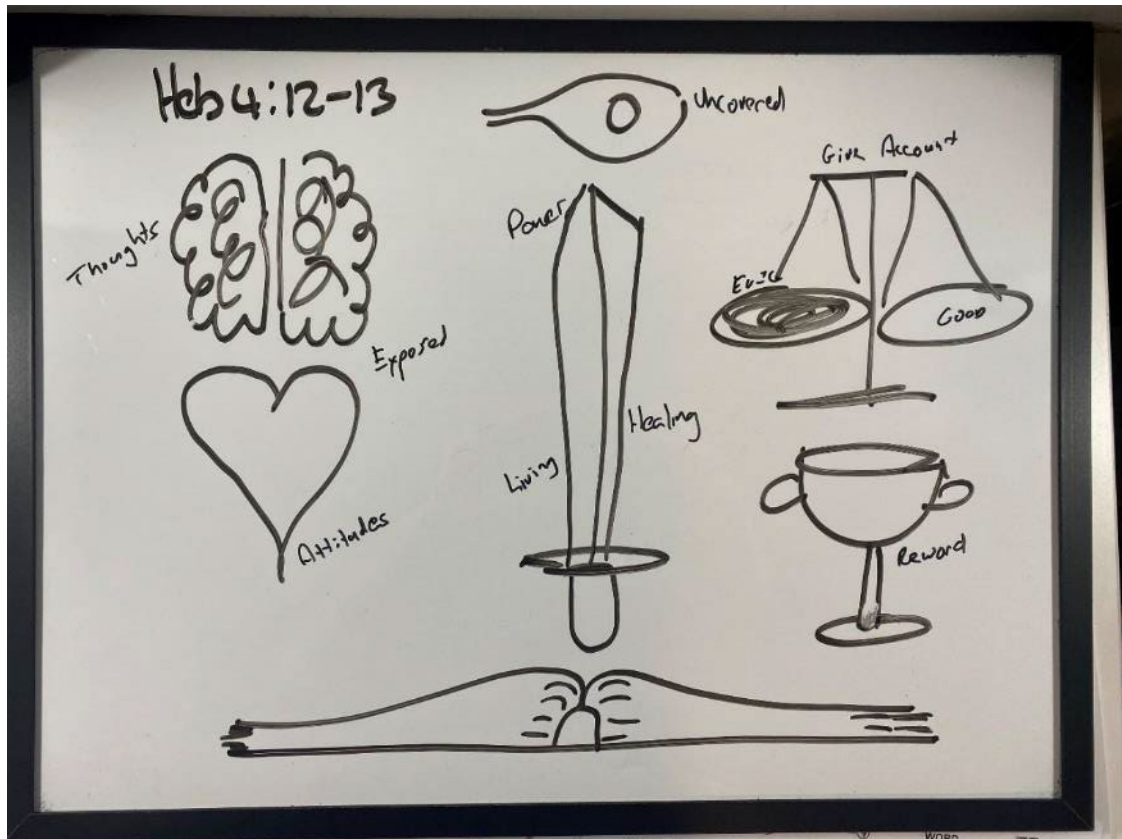
## Accountability, Judgement & Healing

**Heb 4:12-13** For the Word of God is alive and .....read all.

**Visualize Judgement and Healing**

Drawing Instructions:

Write the label as "Heb 4:12-13 - ACCOUNTABILITY, JUDGEMENT & HEALING"



Drawing Instructions:

- At the bottom center of the page, draw a **Bible** to represent "God's Word."
- In the middle of the Bible, draw a **double-edged sword**, symbolizing the Word's "living", "active", and "healing" qualities.
- To the left of the sword, draw a **brain** to represent "thoughts" and a **heart** to represent "attitudes".
- To the right of the sword, draw a **scale** to symbolize "judgment", and a **victory cup** to represent the "reward" to come.

In the center, add an **eye** to signify the "transparency" of our lives before God.



**What is the implication of interacting with something that is living and active?**

---



**What is the Word compared with?**

---



**What is so unique about a double-edged sword?**

---



**What is the beginning of spiritual healing?**

---

## HEART QUESTIONS:



**How would you feel if all your thoughts of the last 24 hours were exposed to the people around you? How many thoughts did you have today that you wish to keep secret?**

---

(Reflect on the fact that nothing is hidden from God, and consider how this awareness can lead to greater accountability and humility.)



**Do you think God knows all your thoughts?**

---

(Yes, God knows every thought. This realization should encourage us to be honest with Him and seek His help in changing our hearts.)



**Are you willing to give God permission to work in your life, even if it hurts?**

---

(Consider the cost of true spiritual transformation and whether you are open to God's refining work, even when it's uncomfortable.)

## Balance


This section emphasizes the need for a balance between life and doctrine, encouraging students to reflect on both their beliefs and how they live them out. The visual of the airplane helps illustrate the importance of balance in maintaining a steady spiritual course.


*We need to be balanced to save both ourselves and others.*

 **1Ti 4:16** Watch your life and doctrine closely .....read all.

 **Visualize Life and Doctrine**

## 1Ti 4:16 - LIFE AND DOCTRINE



 Drawing Instructions:

- Draw an **airplane with two wings** and a **person in the cockpit**, representing you in control of your life.
- To keep the plane balanced, add the word "**Word**" (representing correct doctrine) on one wing and a "**Heart**" (symbolizing life and character) on the other wing.

Draw **passengers** in the plane to represent the "**people who hear**" and watch your life.

QUESTIONS AND ANSWERS:

 **If you only watch your life, will that save you?**



# WORD



**If you only watch your doctrine, will that save you?**

---



**How can this affect you and those who listen to you?**

---

HEART QUESTIONS:



**Do you know your doctrine?**

---

(Reflect on your understanding of key biblical teachings and how they guide your actions.)



**Do you watch your life?**

---

(Consider whether your daily actions align with your beliefs. Are there areas where you need to improve consistency?)



**What can you do about it?**

---

(Think about practical steps you can take to align your life more closely with sound doctrine. This could involve deeper study, accountability, or making specific lifestyle changes.)




## OBSTACLES TO GOD'S WORD

### Four Obstacles

✍ Visualize Obstacles to God's Word

### FOUR OBSTACLES



We will now go through the scriptures that show each obstacle.

✍ Drawing Instructions:

On the far left, from top to bottom draw **Crown** to represent "Jesus" and **heart** to represent "God's."

On the far right side of the page draw a **man** to represent "our separation".

Between God and man, draw **four walls** to represent the obstacles to God's Word:

- Religiosity
- Traditions
- Feelings

Distortion

### Obstacle 1: Religiosity vs God's will

📖 **Mat 7:21-23** "Not everyone who says to me,.....read all."



# WORD



 Drawing Instructions:

Draw **Church buildings** representing “Being Religious.”

QUESTIONS AND ANSWERS:



How spiritual did “everyone” seem to be Jesus talked about?



What did they do wrong?



Where can we find the “Father’s will”?



Does doing religious things bring salvation?

HEART QUESTIONS:



Are you sure you know God’s will?

(Reflect on whether you are actively seeking God’s will and aligning your actions with His Word.)




What can you do to ensure you know God’s will?

You can study the Bible, pray for understanding, and seek guidance from mature believers.

## Obstacle 2: Traditions vs God’s will



**Mar 7:1-13** *The Pharisees and some of the teachers.....read all.*

 Drawing Instructions:

Draw **People** representing “Traditions.”

QUESTIONS AND ANSWERS:



What traditions did the Jews perform that were not commanded?



Which of our traditions/ religious habits conflict with the Scriptures?





**What are the controversial topics of today's society? Do the Scriptures agree with those topics?**

(Think about how certain societal trends or popular beliefs conflict with biblical truth.)

HEART QUESTIONS:



**Are you willing to "let go" of conflicting traditions and trends?**

(Consider whether you are ready to release practices or beliefs that don't align with God's will.)

## Obstacle 3: Feelings vs God's will



**Joh 8:31-33** *To the Jews who had believed him.....read all.*



Drawing Instructions:

Draw a **Heart** which is based on *Joh 8:31-33* and represents "**Feelings.**"

QUESTIONS AND ANSWERS:



**To whom was Jesus' speaking?**



**How confident did the Jews feel about their faith?**



**Did their "faith" set them free?**



**List the steps they needed to take to be set free?**



**List the steps they needed to take to be set free:**

1. \_\_\_\_\_ 2. \_\_\_\_\_

3. \_\_\_\_\_ 4. \_\_\_\_\_





# WORD



**Are you someone that require following Jesus first to make sense before you are willing to do it?**

---

(We should obey even if it doesn't fully make sense at first. Understanding often comes through obedience. In our modern society we tend to intellectualize everything before we are willing to obey)

## HEART QUESTIONS:



**Are you willing to obey even if it doesn't make sense?**


---

(Reflect on your willingness to trust God's Word, even when it challenges your understanding.)

## Obstacle 4: Distortion vs God's will



**2Pe 3:16-18** He writes the same way in all his.....read all.

 Drawing Instructions:

Draw **Glasses** which is based on 2Pet 3:16-18 and represents "**Distorted knowledge.**"

## QUESTIONS AND ANSWERS:



**How do we know if some-one is ignorant?**



**How do we know if someone is unstable?**



**What is the consequence of ignorance and instability?**

---

The consequence is spiritual destruction, leading people away from the truth of God's Word.





♥ **Do you understand all Scripture?**

---

(Reflect on whether you fully grasp the Scriptures or need more study and guidance.)

♥ **How can you prevent yourselves from being ignorant or unstable?**

---

You can prevent this by diligently studying the Bible, seeking sound teaching, and relying on the Holy Spirit for understanding.




## RESPONSES

### Bereans Qualities

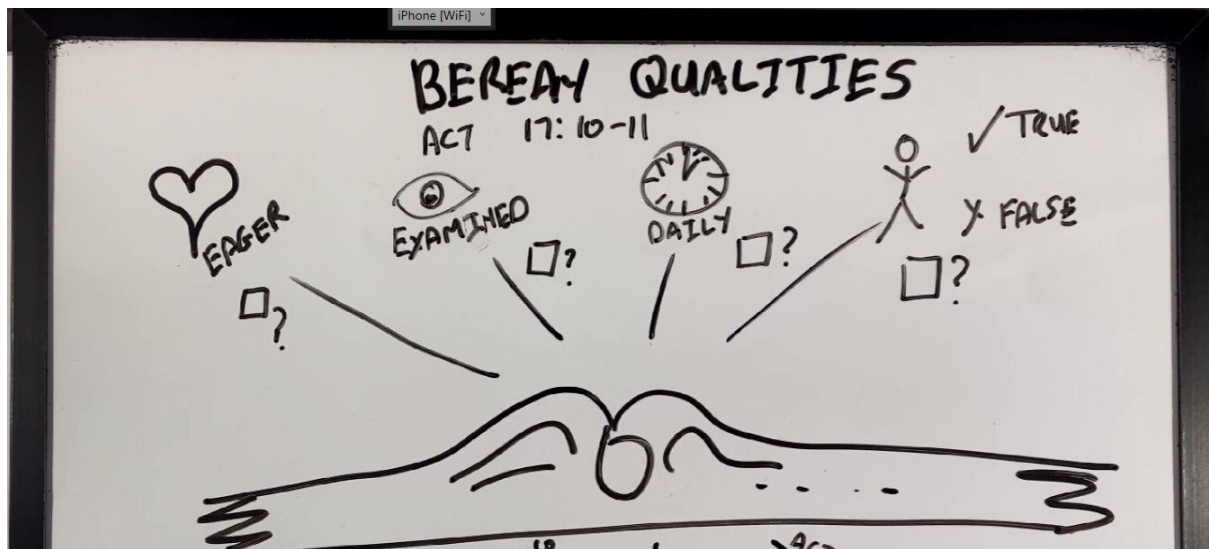
 **Act 17:10-13** As soon as it was night, the believers sent.....read all.

 **Visualize Noble Character**


 Drawing Instructions:


Start your drawing by writing the heading "ACT 17:10-13 - BEREAN QUALITIES."


Drawing Instructions: In the middle of the page, draw an **open Bible** (representing Scripture). Leave space at the top for the Berean qualities and at the bottom for responses.



QUESTIONS AND ANSWERS:

 Which two cities are involved? Who was more noble?

 Why were they considered more noble? What set them apart?

 Drawing Instructions:

Drawing Instructions (Berean Qualities): At the top of the page, from left to right, draw the Berean's qualities:

- **Heart:** representing "Eagerness."
- **Eye:** representing "Examination."
- **Clock:** representing "Daily time in Scripture."

**Man with checkmark and X:** representing "Considering if it is truth."



**Practically, how did they examine Scripture?**

---

HEART QUESTIONS:



**Which qualities of the Bereans do you recognize in yourself?**

---



**What can you do to be more like a Berean?**

---

Spend more time reading Scripture, be diligent in checking the truth of teachings, and seek to learn daily.



**Should we check if our pastor's teaching agrees with the Scriptures?**

---

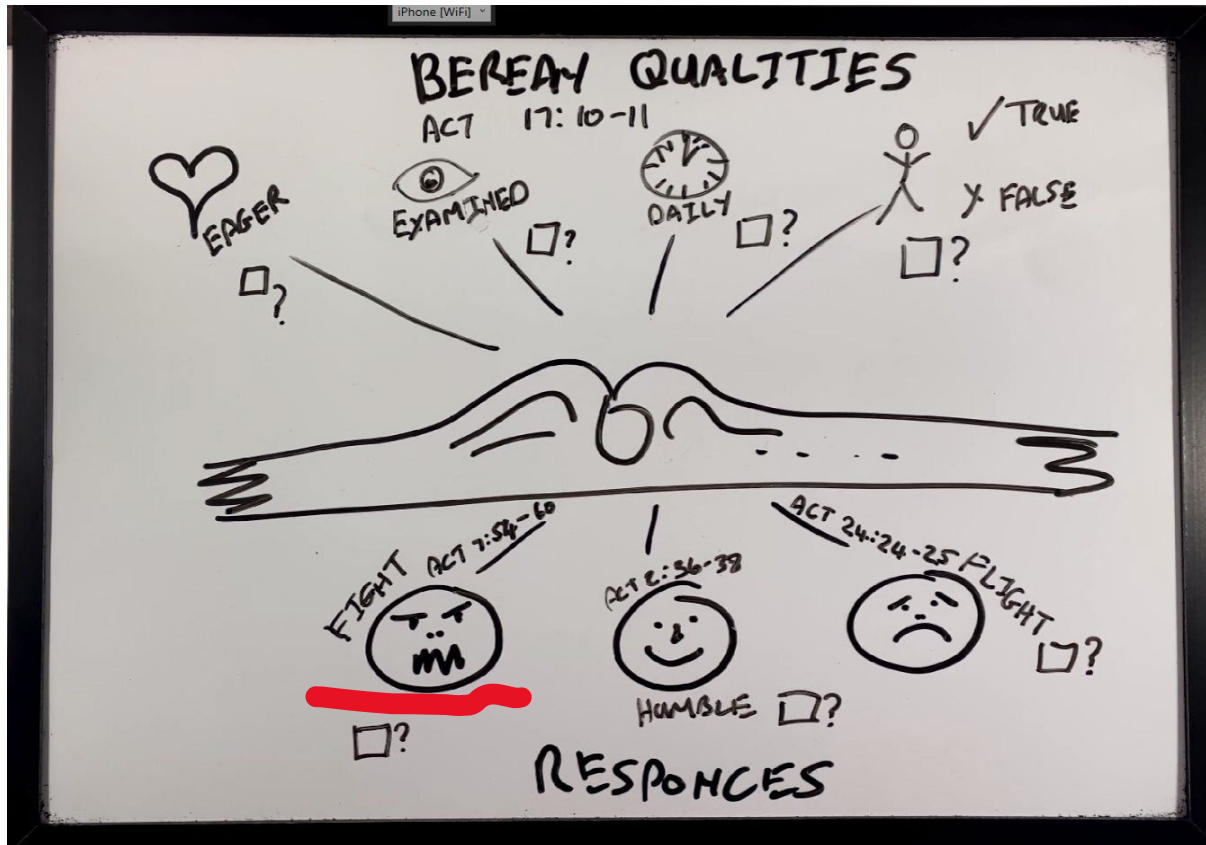
Yes, we should always ensure that teachings align with God's Word, just as the Bereans did.



## Three Responses

### Responses: Fight

Act 7:54-59 When the members of the .....read all.



QUESTIONS AND ANSWERS:

What did Stephen accuse the people of?

What was their response to the message?

Drawing Instructions:

Drawing Instructions (Response Fight): Draw an **angry face** at the bottom left of the page. This represents those who reject the message of the gospel with hostility and aggressive boundaries.

Why do people respond this way?

## HEART QUESTIONS:

♥ Do you sometimes get angry when confronted with the truth?

Reflect on whether you become defensive or upset when someone points out uncomfortable truths.

♥ Which Scriptures do you reject or don't like?

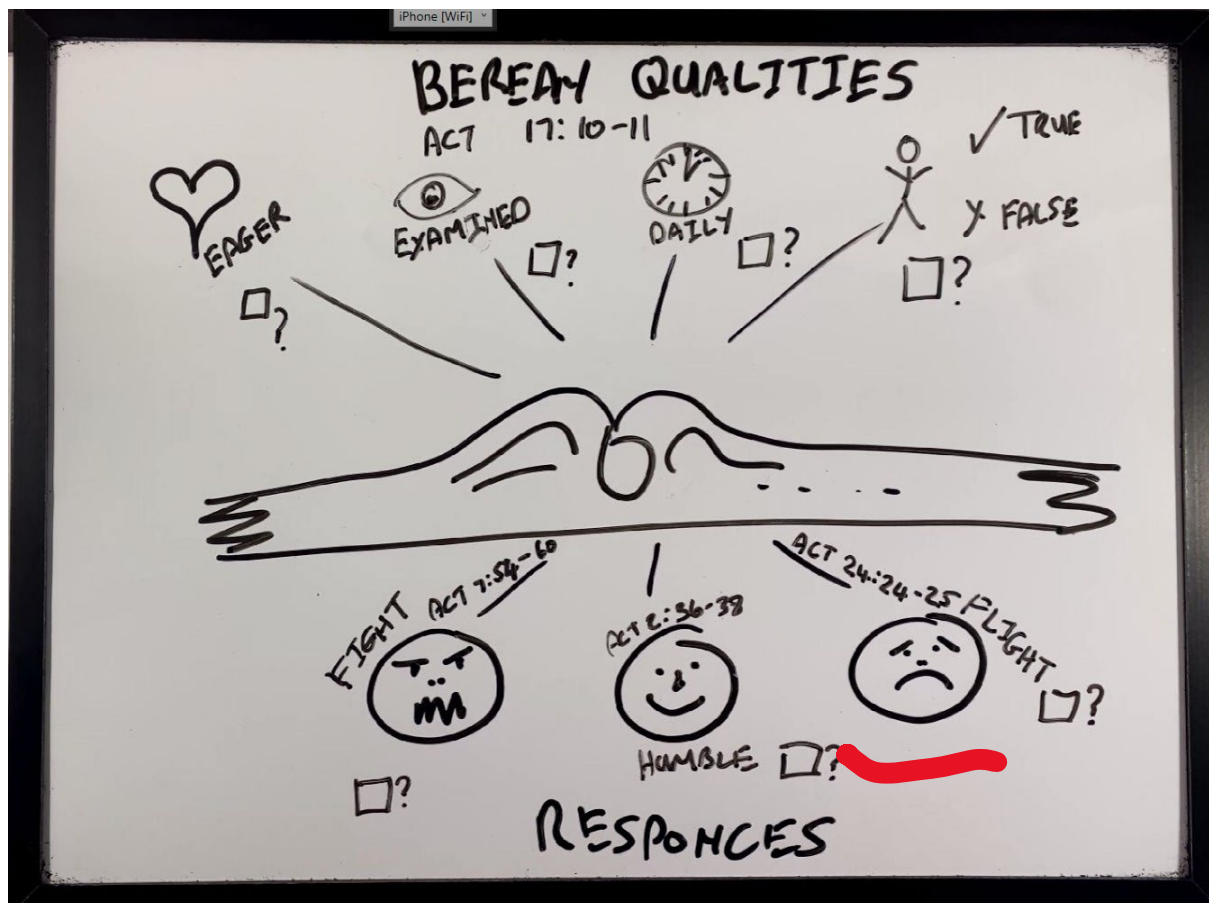
Reflect on parts of the Bible that challenge you or make you uncomfortable.

♥ What can you do about it?

Pray for a heart open to correction and a willingness to accept and apply all of God's Word.

## Responses: Flight

📖 **Act 24:24-25** Several days later Felix came with his.....read all.





# WORD



## QUESTIONS AND ANSWERS:



**What was Felix response?**

---



**Why did Felix respond this way?**

---

### Drawing Instructions:

Draw a **sad face** bottom right of the page. The sad face represents those who reject the message of the gospel by avoidance or sadness.

## HEART QUESTIONS: **How do you usually handle conflict? (Fight or flight)**

---

Reflect on whether you tend to confront difficult situations or avoid them, like Felix did.



**What are some of the challenging Bible topics or commands?**

---

Think about teachings such as forgiveness, self-control, and repentance that may be difficult to accept or act on.



**What can you do to overcome your weaknesses?**

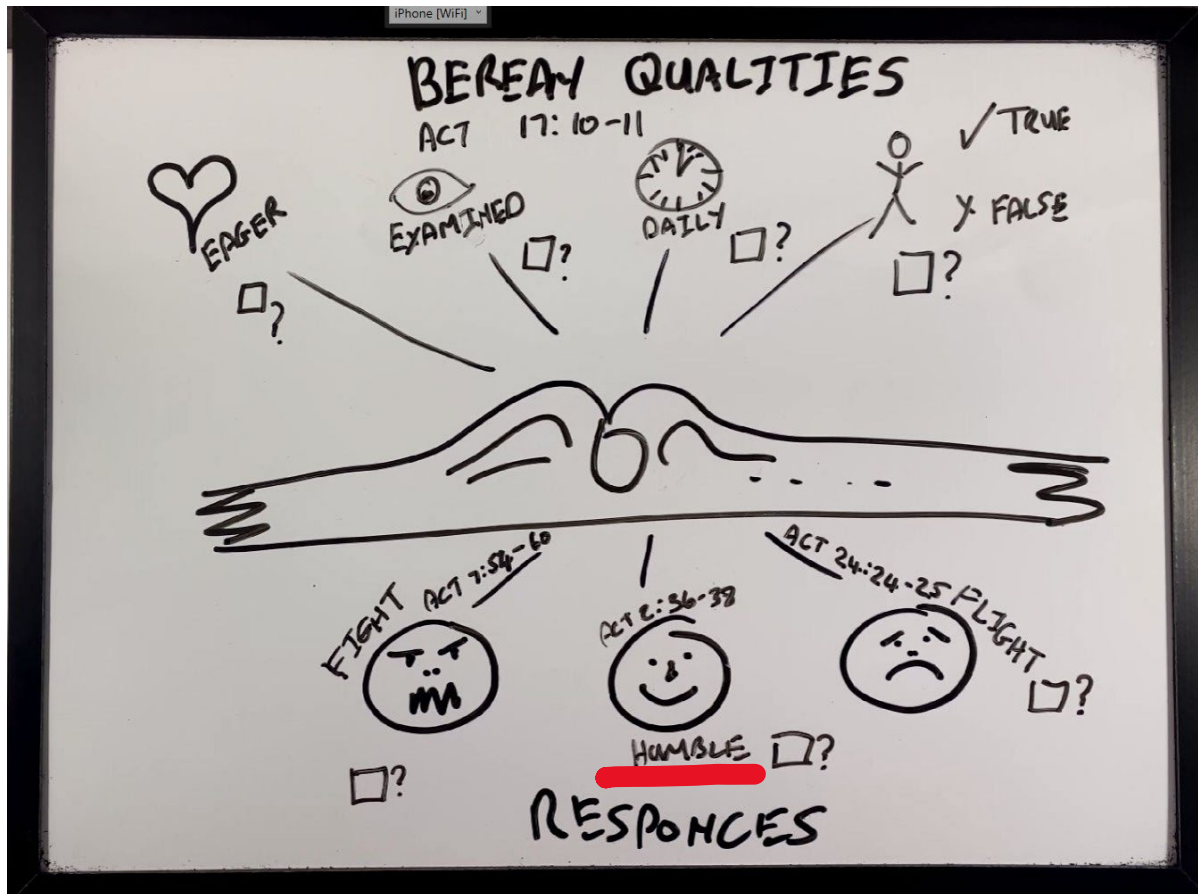
---

Acknowledge your fears and avoidance, and pray for strength to confront difficult truths.



## Responses: Humility

**Act 2:36-41** "Therefore let all Israel be.....read all.



### QUESTIONS AND ANSWERS:



Which Scripture did Peter use to convict their hearts?

---



What did Peter accuse them of?

---



What was their response?

---



## Drawing Instructions:

Visualize Response Humility

Drawing Instructions (Response Humility): Draw a **man worshipping God** at the bottom of the page. This represents those who respond joyfully and humbly to the message of repentance, accepting God's grace.

♥ Are you humble towards the Scriptures?

---

## INTO PRACTICE – WEEKLY ACCOUNTABILITY

The knowledge acquired is worthless and only puffs us up if we don't put it into practice.



**1Co 8:1** We know that "We all possess knowledge." But knowledge puffs up while love builds up.

### ACHIEVING THE KEY OBJECTIVES

We want to reflect on the key Objective of this study.

- ☐ Did you achieve the key outcomes of this study?
- ☐ Do you understand how you respond when you "don't get your way?"
- ☐ Have you made the Word (Jesus) the absolute authority of your life.

### CALL TO ACTION



Are you disciplined with your regular (daily quality time) bible study and prayer? If not, what can you do about it?

---



What is Jesus' message to you when studying his Word?

---



What have you changed because of God's will this week?

---



Did this study put your doubt about God's Word to bed? If not, what can you do about it?

---

Spend some time in prayer about hearing and submitting to God's word?



## MEMORY VERSE

Don't try and learn all the memory verses at once but only select one or two verses each week. Go at a pace that doesn't add too much pressure on yourself and others. You will find new meaning to the Scriptures you memorize.

<p>Heb 4:12 For the Word of God is alive and active. Sharper than any double-edged sword, it penetrates even to dividing soul and spirit, joints and marrow; it judges the thoughts and attitudes of the heart. 13 Nothing in all creation is hidden from God's sight. Everything is uncovered and laid bare before the eyes of him to whom we must give account.</p>	<p>1Ti 4:16 Watch your life and doctrine closely. Persevere in them, because if you do, you will save both yourself and your hearers.</p>	<p>Mk 7:8 You have let go of the commands of God and are holding on to the traditions of men." 9 And he said to them: "You have a fine way of setting aside the commands of God in order to observe your own traditions!</p>
<p>Joh 12:47 "As for the person who hears my words but does not keep them, I do not judge him. For I did not come to judge the world, but to save it. 48 There is a judge for the one who rejects me and does not accept my words; that very Word which I spoke will condemn him at the last day. 49 For I did not speak of my own accord, but the Father who sent me commanded me what to say and how to say it. 50 I know that his command leads to eternal life. So whatever I say is just what the Father has told me to say."</p>	<p>Mat 7:21 "Not everyone who says to me, 'Lord, Lord,' will enter the kingdom of heaven, but only the one who does the will of my Father who is in heaven. 22 Many will say to me on that day, 'Lord, Lord, did we not prophesy in your name and in your name drive out demons and in your name perform many miracles?' 23 Then I will tell them plainly, 'I never knew you. Away from me, you evildoers!'</p>	<p>Act 17:10 As soon as it was night, the brothers sent Paul and Silas away to Berea. On arriving there, they went to the Jewish synagogue. 11 Now the Bereans were of more noble character than the Thessalonians, for they received the message with great eagerness and examined the Scriptures every day to see if what Paul said was true. 12 Many of the Jews believed, as did also a number of prominent Greek women and many Greek men.</p>

## NEXT

**Well done!** You've almost completed the introduction training of the **Elementary Teachings Series**. Now, you should know the importance of the Word of God and by reading the scriptures, you are reading God's love letter to you.

Next, we'll explore the topic "**False Doctrine - Word of God.**" Along the way, you'll likely encounter many distractions and teachings designed to lead you off course. This study will give you an overview of some false teachings that may confuse you or sow doubt in your heart. By recognizing these challenges, you can equip yourself to make godly decisions that keep you on the **narrow path** and firmly rooted in the truth.

We hope you found a friend to join you in your studies. If you did not, we want to encourage you to keep on looking. Pray about who you can ask to join you in this study and see how God will answer your prayer.

Remember, you can always reach out to us, as we are committed to helping you on your journey. We host online training groups, but you can even start a local group. If you do start a group, let us know so we can refer others to join you!

We love to receive feedback from you, which will help us improve our material and provide us with information on how it is used. It is always encouraging to see how God uses us our work to equip others and spread the gospel everywhere.

To track your progress, use the diagram below as a guide. You can also print the enrolment card to keep track of your journey here: [JesusDust Syllabus Master PDF](#). [JesusDust Syllabus Master PDF](#)

Elementary Teaching	Topic	Drawing	Your progress
Introduction	I. Introduction	Maturity Levels Elementary Teachings	
	II. Word	House on the Rock - Mat 7:24-27 Word of Life - Jon 12:47-48 Qualities of the Word Word's Authority - 2Ti 3:16-17 Word & Holy Spirit - 2Pe 1:18-21 Accountability - Heb 4:12-13 Life And Doctrine Four Obstacles Bereans Qualities - Act 17:10-11 Three Responses - Acts	
Repentance	III. Word - false doctrine		
	1.1. Repentance in the light	The Words "Repentance" Yhwh's Holiness Holiness and Sin Repentance - Metanoia	
	1.2. Repentance sin	Obvious Sin - Gal 5:19-21 UnObvious Sin - 2Ti 3:1-4 Light & Darkness - 1Pe 2:9-10 My Lifeline	
	1.3. Repentance Jesus	Repentance - Cross - Mat 26:19-27:66	
	1.4. Repentance Jesus - medical account		
	1.5. Repentance godly sorrow	Understanding Godly Sorrow - 2Co 7:8-11 Temptation - Gen 3, Mat 4	
Faith in God	1.6. Repentance Jesus - false doctrine	The Mediator Jesus the son of God	
	2.1. Faith in God introduction	Faith - What, Where Faith - Who, How Saved Circle	
	2.2. Faith in God - who I am	I Am	
	2.3. Faith in God - discipleship	Discipleship - Mat 28:17-20 Discipleship - Where, When, Who, How Lead Like Jesus Ministry Like Jesus	
	2.4. Faith in God - kingdom of God	Kingdom of God - What Daniel's Dream - Kingdom Statue - Dan 2 When did the Kingdom Come Peter's Keys - Mat 16:13-20 Seven Kingdom Keys - Act 2:14-41 Healthy Church Circle - Act 2:42-47	
	2.5. Faith in God - prayer	Lord's Prayer - Mat 6:5-15	



Baptism	2.6. Faith in God - grace	Faith & Grace - Gal 5:16	
	3.1. Baptism	Case Study - Paul's Conversion Faith & Grace - Gal 5:16	
	3.2. Baptism - Into Practice	Baptism - What, Who, Where, How, When, Why? Baptism - Ceremony	
	3.3. Baptism - OT & False Doctrine		
Holy Spirit	4.1. Holy Spirit purpose	Holy Spirit - Purpose - Joh 16:4-15	
	4.2. Holy Spirit receiving	Receiving Holy Spirit - New Testament	
	4.3. Holy Spirit fruit	Doing Well Spiritually Love Is .... Sliding Back - Gal 5:22-26	
	4.4. Holy Spirit gifts		
	4.5. Laying on of hands	Laying on of the Hands	
	5.1. Resurrection	Resurrection Resurrection Meaning Resurrection & Elementary Teachings	
	6.1. Eternal Judgement - The Judge	Judgement - What, How, Why, Who, Where	
	6.2. Eternal Judgement - Reward	Eternal Reward	
Eternal Judgement	6.3. Eternal Judgement - Punishment	Eternal Punishment	
	6.4. Eternal Judgement - False Teaching		

## A FINAL WORD

We invite you to support our training ministry financially if you benefit from this booklet. With your support, we can employ more trainers in underprivileged countries, train new trainers, spread the gospel about Christ Jesus, and start new groups.

Donate by going to our website, [www.JesusDust.org](http://www.JesusDust.org).

You may also contact us to become a certified trainer today. Benefit from online training and other materials. Grow your personal ministry.

Feel free to contact us to provide any feedback or suggestions.

We thank you for your participation in our growth project!

*Steyn van Wyk*

*Ordinary disciple of Jesus Christ*

[steyn@jesusdust.org](mailto:steyn@jesusdust.org)

